



Mar/Apr 2023

NEWSLETTER

Themes

Silly Fun

Get ready for giggles! Making faces in the mirror, playing peekaboo, and delighting in pop-up toys are all part of the fun. This theme focuses on things that make us laugh and highlights humor, cause-and-effect, and surprises.

Wondrous Weather

March often brings rain and warmer days. Children will explore spring weather during this theme, including rainbows. They will delight in all types of outdoor activities, such as making mud pies, listening for spring sounds, and splashing in puddles.

Spring Has Sprung

By early April, spring is in full bloom. In this theme, children will learn about creatures and plants that emerge in the spring. From bunnies, chicks, and ducks to flowers and trees, this theme is full of discovery.


Up and Away

Look up with the children to see puffy clouds, birds, bubbles, kites, airplanes, and even hot air balloons. Enjoy a variety of activities centered around things we see in the sky.

Vocabulary

peekaboo, upside down, rain, rainbow, ducks, painting eggs, bubbles, hot air balloons


Colors/Shapes



Opposites


wet/dry

Sign Language



diaper

Make a V with each hand pointing out from waist. Pinch fingers and thumb together (like diaper pins).




potty

Make T with right hand. Shake hand side to side a couple times.



up (carry)

Point upward.



down

Point downward.

Learn with Me!

• Silly Dance

Honor the Silly Fun theme by being silly at home with your child. Play music with different rhythms. Invite your child to join you in dancing, singing, and being silly. What are your favorite tunes?

• Nature Math

Explore nature with your child. Begin by locating a large bucket with a handle for you to carry while your child takes care of filling it up with nature items as you walk outside together. Ask about each item your child finds. Are rocks heavy? Are they lighter or heavier than leaves? Are all the leaves the same shape and color?

My Project: Rainy Day Umbrella

When I bring this project home, we can:

- Describe the colors and patterns on the project.
- Talk about ways to enjoy rainy days.
- Display the project near a window to resemble a rainy day.



Graphic is intended to show sample of project. Materials may be substituted or used differently.

FAMILY CONNECTION

Book List

Guess Which Hand

by Hans Wilhelm

Elmer's Weather

by David McKee

Plant the Tiny Seed by Christie Matheson

ABCs on Wings
by Ramon Olivera

What Makes a Rainbow?

by Betty Ann Schwartz

Motor Mix: Flight

by Emily Snape

Songs

Bunny Hop

Sung to "The Mulberry Bush"

This is the way the bunny hops,
The bunny hops, the bunny hops.
This is the way the bunny hops,
On a springtime day!



Recipe

Oval Toast

bread
preferred spreads (nut butter,
jam, cream cheese, etc.)



Cut oval shapes from bread.
Toast lightly in a toaster oven or under the broiler. Offer your child a child-safe knife or spoon and a choice of spreads. Invite your child to practice adding spread to her own toast. Notice the oval shape together. Enjoy!

Little Airplane

Sung to "Jingle Bells"
Little plane, little plane,
Flying way up high!
(Pretend to fly like a plane.)
Up and down and all around,
Zooming through the sky!



Little plane, little plane,
Vrooming oh so loud!
As I pass, I'll wave to you,
(Wave.)
From behind a cloud!
Repeat.



Reminders

This image shows a single sheet of white paper with horizontal blue ruling lines. The lines are evenly spaced and run across the width of the page. There are no margins, text, or other markings on the paper.